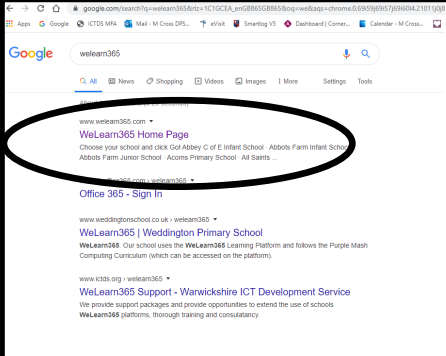



How to access Purple Mash at home



A screenshot of a Google search for 'welearn365'. The search results are displayed on a white background. The first result is 'WeLearn365 Home Page', which is circled in black. Below it are other results like 'Office 365 - Sign In', 'WeLearn365 | Weddington Primary School', and 'WeLearn365 Support - Warwickshire ICT Development Service'.

Google welearn365

Select WeLearn365—
home page

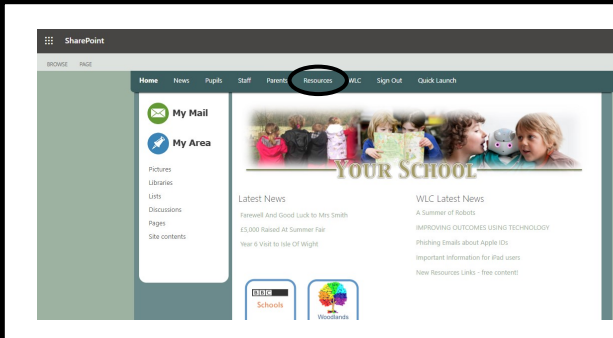


A screenshot of a dropdown menu for school selection. The menu is open, showing a list of schools. 'Dordon' is highlighted in blue. To the left of the menu is a 3D white figure holding a sign that says 'WeLearn 365'. Below the menu is a link for 'ICTDS Training and Services Website'.

Select Dordon from the
drop down menu


Then click 'go'

You will now be asked for your username and password. This is the same as you would use to login to the computers at school
E.g. smith.y34@welearn365.com then the password you use at school. This was sent home in your book.



A screenshot of a SharePoint toolbar. The toolbar is located at the top of a page and contains several icons. The 'Resources' icon is circled in black. Below the toolbar is a section titled 'YOUR SCHOOL' with a photo of children and some text.

Select 'resources' from
the toolbar at the top



The Purple Mash logo, which consists of the words 'purple' and 'mash' in a stylized font. 'purple' is in a light purple color and 'mash' is in black. The logo is set against a white background with a blue border.

Select Purple Mash and explore
the range of resources there!